

Directorate-General for the Presidency
Directorate for Relations with National Parliaments

Factsheet: The Danish Folketinget











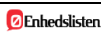












1. At a glance



Denmark is a Constitutional Monarchy and a parliamentary democracy. The Folketinget is a unicameral Parliament composed of 179 Members. The two self-governing regions, Greenland and the Faeroe Islands, each elect two Members. Of the other 175 Members, 135 are elected from ten multi-Member constituencies on a party list, proportional representation system using the d'Hondt method. The remaining 40 seats are allocated to ensure proportionality at a national level.

Elections of the Folketinget must take place every four years, unless the Monarch, on the advice of the Prime Minister, calls for early elections. The general election on 5 June 2019 gave the "Red Bloc" a parliamentary majority in support of Social Democrats leader Mette Frederiksen as Prime Minister. The coalition comprises the Social Democrats, the Social Liberals, Socialist People's Party, the Red-Green Alliance, the Faroese Social Democratic Party and the Greenlandic Siumut, and won 93 of the 179 seats. The Government, announced on 27 June, is a single-party government.

2. Composition

Results of the Folketinget elections on 5 June 2019				
	Party	EP affiliation	%	Seats
	Socialdemokraterne (Social Democrats)		25,9%	48
	Venstre, Danmarks Liberale Parti (V) (Liberals)		23,45%	43
	Dansk Folkeparti (DF) (Danish People's Party)		8,7%	16
	Det Radikale Venstre (Danish Social Liberal Party)		8,6%	16
	Socialistisk Folkeparti (SF) (Socialist People's Party)		7,7%	14
	Red-Green Alliance (Enhedslisten)		6,9%	13
	Det Konservative Folkeparti (Conservative People's Party)		6,6%	12
	The Alternative (Alternativet)		3%	5
	The New Right (Nye Borgerlige)		2,4%	4
	Liberal Alliance (Liberal Alliance)		2,3%	4
	Others		<1 %	0
Faroe Islands				
	Union Party (Sambandsflokkurin)		28,8%	1
	Javnaðarflokkurin (Social Democratic Party)		25,5%	1
Greenland				
	Inuit Ataqatigiit (Inuit Community)		33,4%	1
	Siumut Forward		29,4%	1
				179
Turnout: 84.6%				

3. Officeholders

Speaker of the Folketinget  Mr Henrik Dam Kristensen (SD/S&D) since 21 June 2019	Chair of the European Affairs Committee  Mrs Eva Kjer Hansen (Venstre/RE)
The Speaker of the Folketinget is also head of the Administration.	

4. Relations with Members of the European Parliament

Participation rights for Danish MEPs in plenary sittings	No
Participation rights for Danish MEPs in committee meetings	No
Availability of videoconferencing system in the Danish Folketinget	Yes

5. Information links

- Official website: <http://www.thedanishparliament.dk/>
- [Rules of procedure in English](#)
- [List of committees](#)
- [Recent documents submitted by the Danish Folketinget to the Interparliamentary EU Information Exchange \(IPEX\)](#)
- [European Parliament Information Office in Copenhagen](#)

6. Contacts

Factsheet author and contact in the EP Directorate for Relations with National Parliaments: Mr Paolo ATZORI Office MTY 08R020, 1047 Brussels Phone +32 2 28 43306 paolo.atzori@europarl.europa.eu	Brussels-based contact of the Danish Folketinget: Ms Lotte RICKERS OLESEN Office MTY 03R008, 1047 Brussels Phone +32 2 28 44233 lotte.rickersolesen@natparl.ep.europa.eu
---	---