

Directorate-General for the Presidency
Directorate for Relations with National Parliaments

Factsheet: The Danish Folketinget























1. At a glance



Denmark is a Constitutional Monarchy and a parliamentary democracy. The Folketinget is a unicameral Parliament composed of 179 Members. The two self-governing regions, Greenland and the Faeroe Islands, each elect two Members. Of the other 175 Members, 135 are elected from ten multi-Member constituencies on a party list, proportional representation system using the d'Hondt method. The remaining 40 seats are allocated to ensure proportionality at a national level.

Elections of the Folketinget must take place every four years, unless the Monarch, on the advice of the Prime Minister, calls for early elections. The general election on 18 June 2015 gave the "Blue" opposition bloc led by Venstre's Rasmussen (Venstre, Danish People's Party, Liberal Alliance, Conservative People's Party, and Christian Democrats) a parliamentary majority. On 28 June, Lars Løkke Rasmussen's new minority government assumed office with a cabinet comprised solely of Venstre ministers.

2. Composition

Results of the Folketinget elections on 18 June 2015				
	Party	EP affiliation	%	Seats
	Socialdemokraterne (Social Democrats)		26,3%	47
	Dansk Folkeparti (DF) (Danish People's Party)		21,1%	37
	Venstre, Danmarks Liberale Parti (V) (Liberals)		19,5%	34
	Red-Green Alliance (Enhedslisten)		7,8%	14
	Liberal Alliance (Liberal Alliance)		7,5%	13
	The Alternative (Alternativet)		4,8%	9
	Det Radikale Venstre (Danish Social Liberal Party)		4,6%	8
	Socialistisk Folkeparti (SF) (Socialist People's Party)		4,2%	7
	Det Konservative Folkeparti (Conservative People's Party)		3,4%	6
	Others		<1 %	0
Faroe Islands				
	Republic (Tjóðveldi) (E)		24,5%	1
	Javnaðarflokkurin (Social Democratic Party)		24,3%	1
	Others		51,2%	0
Greenland				
	Inuit Ataqatigiit (Inuit Community)		38,5%	1
	Siumut Forward		38,2%	1
	Others		23,3%	0
				179
Turnout: 87.7%. The next Parliamentary elections must take place before 18 June 2019 at the latest.				

3. Officeholders

Speaker of the Folketinget  Ms Pia Kjærsgaard (DF/ECR) since 3 July 2015	Chair of the European Affairs Committee  Ms Mette Gjerskov (SD/S&D) since July 2015
The Speaker of the Folketinget is also head of the Administration.	

4. Relations with Members of the European Parliament

Participation rights for Danish MEPs in plenary sittings	No
Participation rights for Danish MEPs in committee meetings	No
Availability of videoconferencing system in the Danish Folketinget	Yes

5. Information links

- Official website: <http://www.thedanishparliament.dk/>
- [Rules of procedure in English](#)
- [List of committees](#)
- [Recent documents submitted by the Danish Folketinget to the Interparliamentary EU Information Exchange \(IPEX\)](#)
- [European Parliament Information Office in Copenhagen](#)

6. Contacts

Factsheet author and contact in the EP Directorate for Relations with National Parliaments: Mr Paolo Atzori Office WIE 05U028, 1047 Brussels Phone +32 2 28 43306 paolo.atzori@europarl.europa.eu	Brussels-based contact of the Danish Folketinget: Mr Mr. Klaus Andersen Office WIE 06U008, 1047 Brussels Phone +32 2 28 44233 klaus.andersen@natparl.ep.europa.eu
---	---